

AIR PREPARATION UNITS

LUBRICATOR WITH METAL BOWL Series L1M

Cat No L1M - 01 - D

LUBRICATOR WITH METAL BOWL - 1/4, 3/8, 1/2, 3/4, 1"

Features

- For higher pressure range above 10 bar
- Suitable for Modular mounting
- Fog / Mist type
- Fine adjustment of lubrication
- Aluminium bowl guard, bayonet type (3/4 and 1" only)
- Lubrication proportional to flow



Technical Specification

Model	L13...M	L14...M	L15...M	L17...M	L17...M
Medium	Compressed air - Filtered				
Port size	G1/4	G3/8	G1/2	G3/4	G1
Flow rate (lts / min) [@]	1350	3000	5650	7200	9000
Maximum supply pressure (bar)	20				
Ambient / Medium temperature	5° - 60° C				
Min operating flow (lts / min)	12	40	45	50	50
Bowl capacity (ml) (at maximum oil level)	20	100	200	200	200
Recommended oil	ISO VG 32 (Servo System 32)				
Bowl material	Aluminium				
Installation	Vertical (as in the picture)				
Materials of construction	Aluminium, Bronze, Steel, SS, Nitrile				
Optional accessories *	Clamp, Modular mounting kit				
Weight (Kg)	0.20	0.55	0.85	1.38	1.37

[@] Supply pressure 6 bar , pressure drop $\Delta p = 0.5$ bar (For standard models)

* For details refer optional accessories Cat No APA - 01 - C

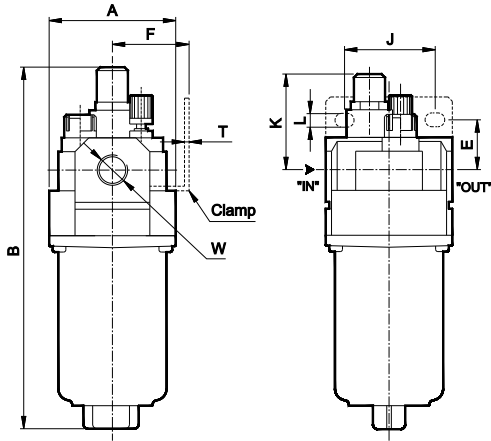
Precautions

1. Note the direction of flow before installation and connect piping accordingly.
2. Flush pipings for dirt, dust, rust and other foreign particles.
3. Install in clean atmosphere.
4. Nipples with taper threads (R) to be used with teflon tape. Ensure teflon tape does not enter the unit during tightening.
Nipples with straight threads (G) to be used with sealing washer.
5. Oil may be filled when under pressure. However it is recommended to vent the air completely before filling the oil.

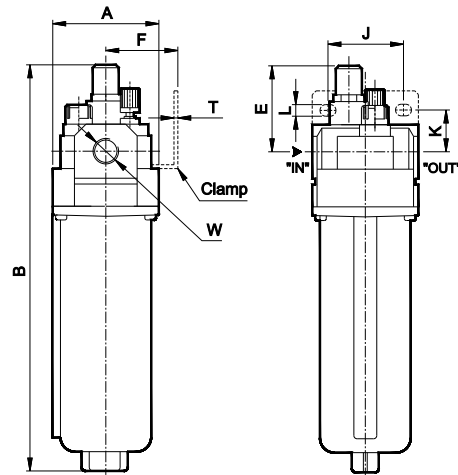
AIR PREPARATION UNITS LUBRICATOR WITH METAL BOWL Series L1M

Cat No L1M - 01 - D

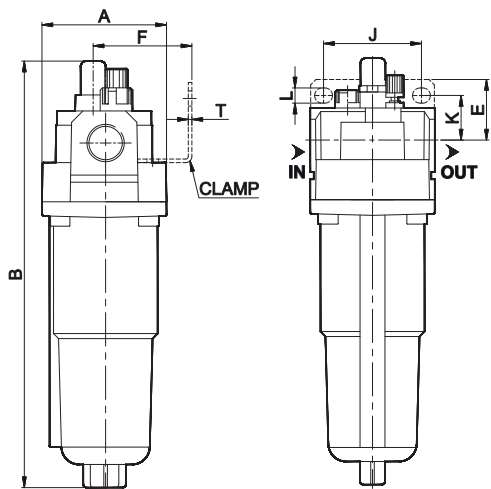
Model L13...-M



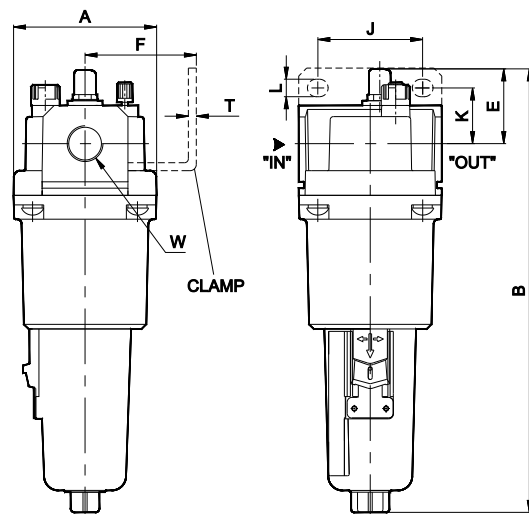
Model L14...-M



Model L15...-M



Model L17...-M



Model	W	A	B	E	K	F	J	L	T
L13...M	G1/4	SQ 40	135	42	15	30	28	5.5	2
L14...M	G3/8	SQ 55	205	44	25	40	40	6.5	2
L15...M	G1/2	SQ 70	240	46	25	50	55	8.5	2
L17...M	G3/4	SQ 90	279	47	35	70	66	11	5
L17...M	G1	SQ 90	279	47	35	70	66	11	5

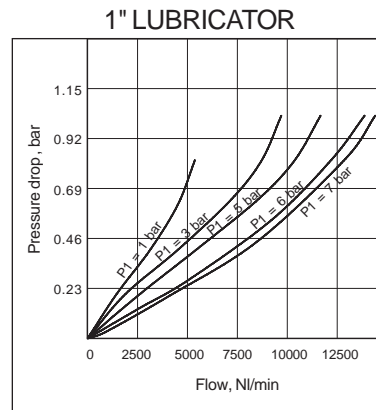
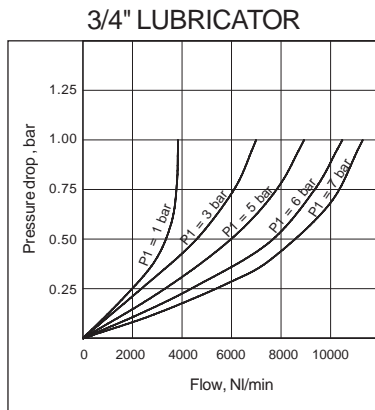
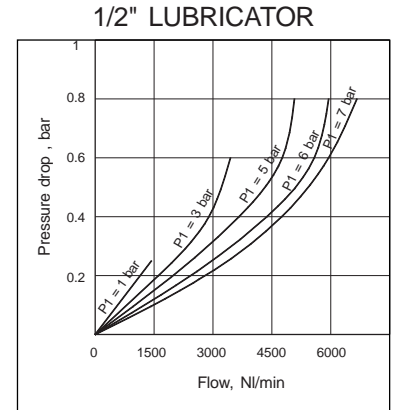
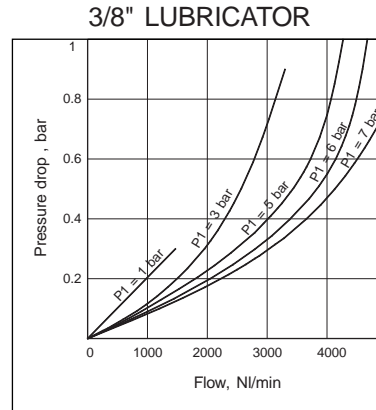
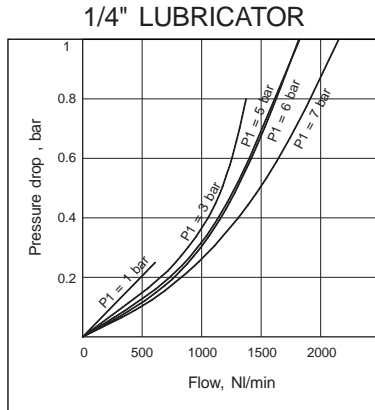
For Details of Clamp see optional accessories Cat No APA - 01 - C

AIR PREPARATION UNITS

LUBRICATOR WITH METAL BOWL Series L1M

Cat No L1M - 01 - D

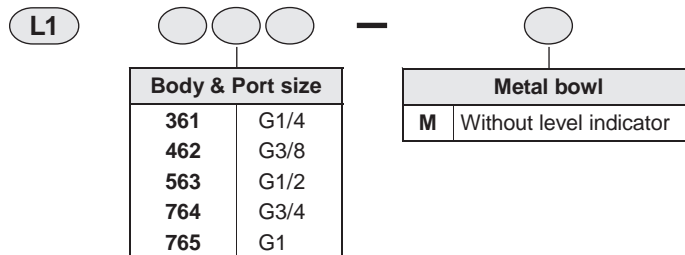
Flow Graphs



Principle of Operation

A part of the air entering the Lubricator through "IN" pressurises the bowl chamber. Flow of full air goes through "OUT" deflecting the "Deflector" and creating pressure drop below the sight dome. The pressure in the Bowl presses the oil through the suction tube and the oil flows through the sight dome. All the oil drops seen through the sight dome mixes with the main stream air and comes through "OUT". The required oil drops can be adjusted by the adjusting needle.

How to order



Ordering example : Lubricator with Metal bowl without level indicator - G3/8 port size : Ordering No : L1462-M