

AIR CYLINDER

Series A51, A52

Cat No A51 - 01 - 01

AIR CYLINDERS Double Acting (Ø8 & Ø10 mm)

As per ISO 6432 / CETOP RP52P standards

Features

- Elastomer cushioning at both ends
- Wide varieties of mountings
- Low friction
- Long life



Technical Specifications

Cylinder bore Ø (mm)	8*	10
Standard strokes** (mm)	10 25 40 50 80 100	
Medium	Compressed air - filtered - lubricated	
Working pressure	0.5 - 10 bar	
Medium temperature	5° - 60° C	
Materials of construction	Aluminium, Brass, Nitrile, Polyurethane, Steel, Acetal	
Mountings	Front foot mounting, Double foot mounting, Front flange, Rear flange, Front trunnion, Rear trunnion	
Accessories	Clevis foot bracket	Rod end fork

* Ø8 mm Magnetic cylinders not available

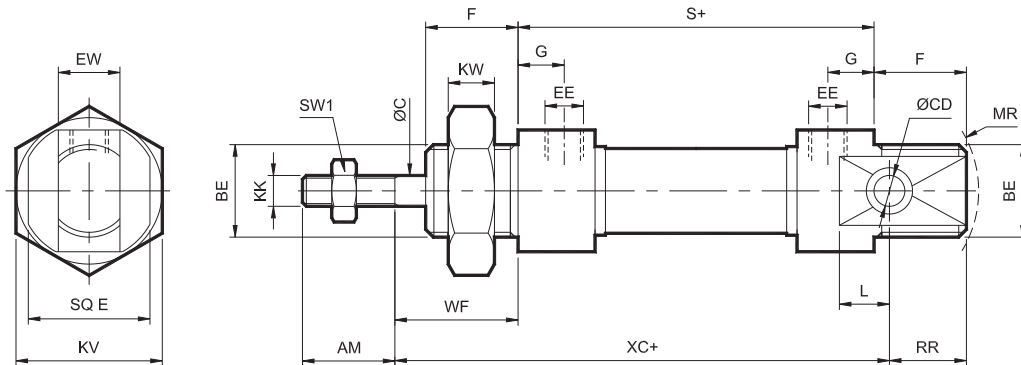
** For Non standard or longer stroke cylinders, contact your regional dealer or **JANATICS**

Output force (force in N : 1N = 0.1 kgf)

Cylinder bore Ø (in mm)	Rod Ø (in mm)		Working pressure in bar								
			2	3	4	5	6	7	8	9	10
8	4	Extend	9	13	18	22	27	31	36	40	45
		Retract	6	10	13	16	20	23	27	30	33
10	4	Extend	14	21	28	35	42	49	56	63	70
		Retract	11	17	23	29	35	41	47	53	59

(Above values have been worked out taking frictional loss into consideration)

Basic cylinder



+ Add stroke

Cylinder bore Ø	MR	BE	F	CD H9	RR	L	G	EE	S ±0.5	KW	C	SW1	KK	AM	WF ±1.2	XC ±1	EW d13	KV	SQ E	Stroke tol	
																				10 - 100	125 - 300
8	12	M12 x 1.25	12	4	10	6.5	6	M5 x 0.8	46	6	4	7	M4 x 0.7	12	16	64	8	19	16	+ 1.5 + 0	+ 2.5 + 0
10	12	M12 x 1.25	12	4	10	6.5	6	M5 x 0.8	46	6	4	7	M4 x 0.7	12	16	64	8	19	16		

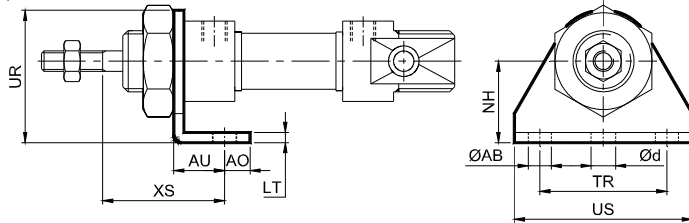
AIR CYLINDER

Series A51, A52

Cat No A51 - 01 - 01

MOUNTINGS FOR AIR CYLINDER Series A51

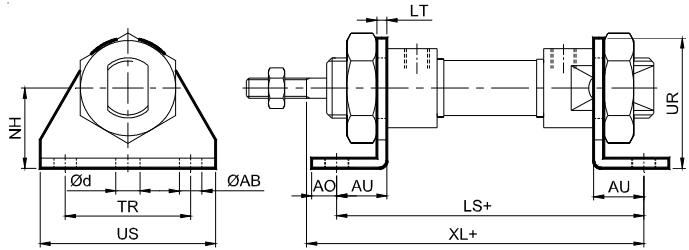
Front Foot Mounting



Cylinder bore Ø	LT	AU	AO	d*	XS ±1.4	NH ±0.3	TR Js14	US	AB H13	UR	Ordering No.
8	2	10	5	3.8	24	16	25	35	4.5	26	ML012
10	2	10	5	3.8	24	16	25	35	4.5	26	ML012

* Suitable for reaming

Double Foot Mounting

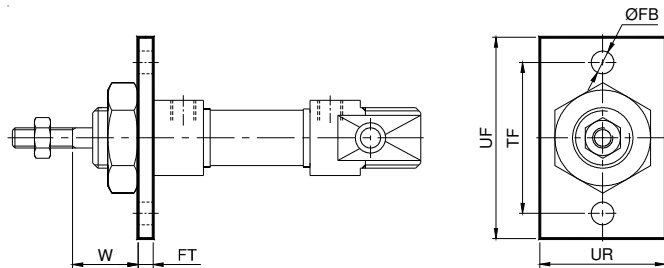


Cylinder bore Ø	UR	AB H13	TR Js14	NH ±0.3	AO	AU	d*	LT	US	LS ±0.7	XL ±1.2	Ordering No.
8	26	4.5	25	16	5	10	3.8	2	35	66	72	MS012
10	26	4.5	25	16	5	10	3.8	2	35	66	72	MS012

+ Add stroke

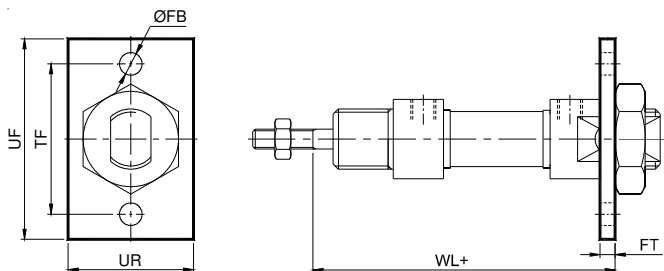
* Suitable for reaming

Front flange



Cylinder bore Ø	TF Js14	UF	UR	FB H13	FT	W ±1.4	Ordering No.
8	30	40	25	4.5	3	13	MF012
10	30	40	25	4.5	3	13	MF012

Rear flange



Cylinder bore Ø	TF Js14	UF	UR	FB H13	FT	WL ±1.2	Ordering No.
8	30	40	25	4.5	3	65	MF012
10	30	40	25	4.5	3	65	MF012

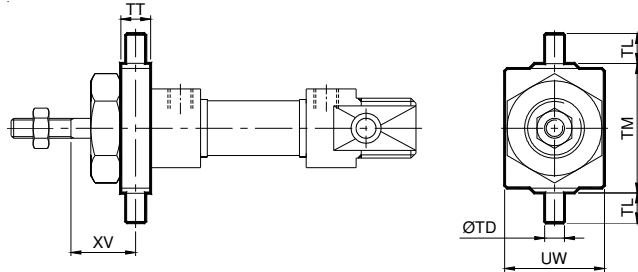
+ Add stroke

AIR CYLINDER

Series A51, A52

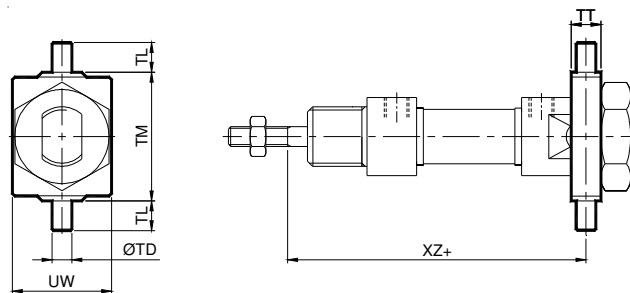
Cat No A51 - 01 - 01

Front trunnion



Cylinder bore Ø	TM h14	UW	TD e9	TT	XV ±1.4	TL h14	Ordering No.
8	26	20	4	6	13	6	MT012
10	26	20	4	6	13	6	MT012

Rear trunnion

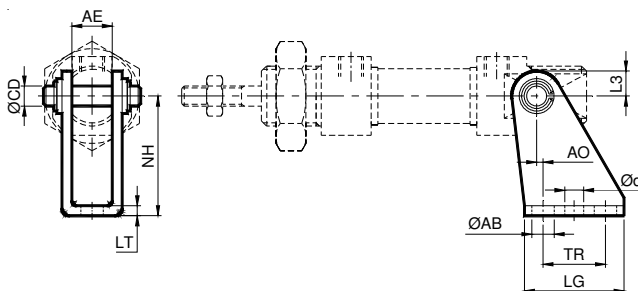


+ Add stroke

Cylinder bore Ø	TM h14	UW	TD e9	TT	XZ ±1.2	TL h14	Ordering No.
8	26	20	4	6	65	6	MT012
10	26	20	4	6	65	6	MT012

ACCESSORIES FOR AIR CYLINDER Series A51

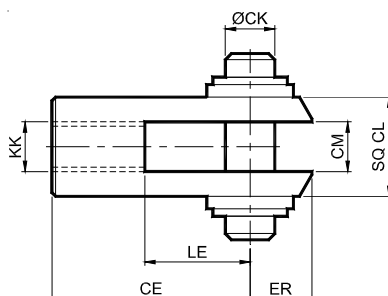
Clevis foot bracket (CETOP - RP 107 P)



Cylinder bore Ø	AE	AB H13	LT	NH	L3	CD e8	d*	TR Js14	LG	AO	Ordering no.
8	8.1	4.5	2	24	5	4	3.8	12.5	20	1.3	AA012
10	8.1	4.5	2	24	5	4	3.8	12.5	20	1.3	AA012

* Suitable for reaming

Rod end Fork (ISO 8140)



Cylinder bore Ø	KK	LE	CM B12	CE	CK e8	CL	ER	Ordering no.
8	M4 x 0.7	8	4	16	4	8	5	AF004
10	M4 x 0.7	8	4	16	4	8	5	AF004

AIR CYLINDER

Series A51, A52

Cat No A51 - 01 - 01

How to order

A



Model	
51	Standard cylinder
52	Magnetic cylinder



Bore Ø (mm)	
008	- Ø8 *
010	- Ø10



Stroke (mm)	
010	- 10
025	- 25
040	- 40
050	- 50
080	- 80
100	- 100



Mountings	
O	- Basic
L	- Front Foot Mounting
D	- Double Foot Mounting
F	- Front Flange
R	- Rear Flange
M	- Front Trunnion
N	- Rear Trunnion

*Ø8 mm Magnetic cylinders not available

Example:

Ordering no. for standard cylinder with 10 dia bore, 50 mm stroke with Double foot mounting : **A51 010 050 D**





Note:

If ordered as 10 dia, 50 mm stroke cylinder, Basic cylinder **A51 010 050 O** will be supplied.

For repeat order when the details are taken from cylinder nameplate, mention the mounting style separately.

For ordering **Accessories**: mention part numbers in corresponding tables.

For ordering individual **Mounting** kits (If needed separately): mention the ordering numbers as below

Bore dia	Front Foot Mounting	Double Foot Mounting	Flange (Front & Rear)	Trunion (Front & Rear)
				
008	ML012	MS012	MF012	MT012
010	ML012	MS012	MF012	MT012

For your special requirements of cylinders or for further informations contact your regional dealer or **JANATICS**